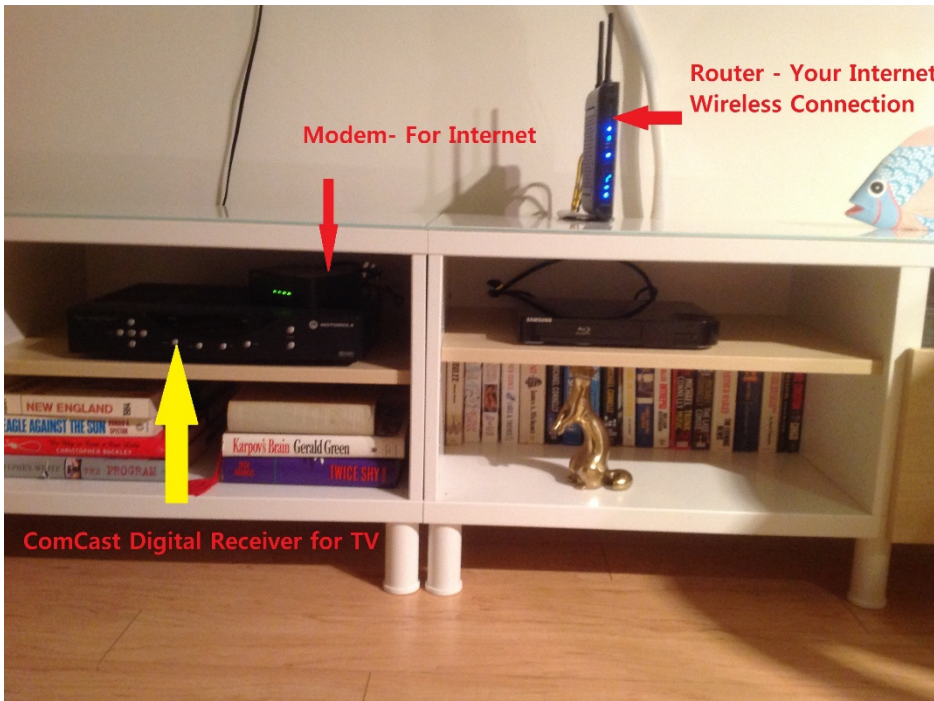


TV Operation

I. Electronic Devices

The following picture shows the electronic devices



If you are having problem with Internet, more than likely, either your Modem is not operational or the Router. Please call me and I will walk you through "How to fix it".

II. TV Remotes



The Remotes are:

Power ON/OFF



Switch
Between
Blue Ray &
TV

SOURCE



Volume
Control



MUTE



VOL

CH

CH LIST

MENU

SEARCH

TOOLS

INFO

RETURN

EXIT

A B C D

Family Story

MTS


SRS

SUPPORT

P.SIZE

CC

Play/Pause/Stop buttons



AV 0580A

For Blu-Ray /DVD

SAMSUNG

Select Cable Box



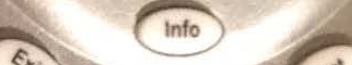
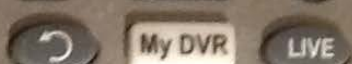


All On

Power
ON/OFF



ON DEMAND



comcast

Channel
Numbers



Cable
Channel
Selector



III. TV Operation

To Turn your TV ON :






Please use the TV remote to turn it on. This remote also turns on the DVD/Blu-ray as well.

TV MUST BE ON CHANNEL 4 in order to view cable channels.



To change channel please use the cable remote:

To view DVD/Blu-ray :

Use TV Remote and press SOURCE then you should select HDMI-CEC By using TV Remot's up & down keys ( ) followed by the Select Key ()

To get back to TV press SOURCE select TV

